



National Marine Manufacturers Association

nmma.org

# ECONOMIC SIGNIFICANCE OF RECREATIONAL BOATING IN ILLINOIS

## CONGRESSIONAL DISTRICT 16

|  |                        |
|--|------------------------|
| Number of Recreational Boats*                | <b>38,528</b>          |
| Recreational Boating Industry Businesses     | <b>53</b>              |
| Total Jobs                                   | <b>2,861</b>           |
| Annual Recreational Boating-Related Spending | <b>\$155.2</b> MILLION |

TOTAL ANNUAL ECONOMIC IMPACT OF RECREATIONAL BOATING:


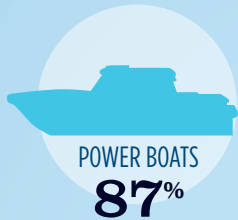
**\$364.7** MILLION



### RECREATIONAL BOATS IN IL-16

TOTAL BOATS\* **▶ 38,528**

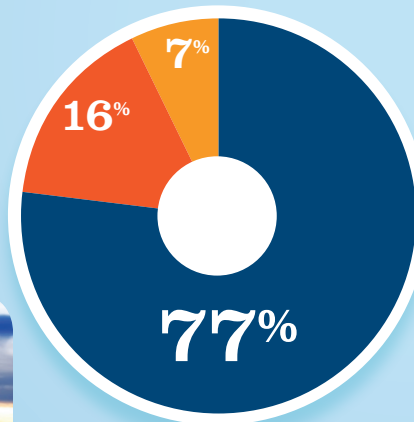
|                     |               |
|---------------------|---------------|
| REGISTERED BOATS    | <b>38,528</b> |
| Power boats         | 33,683        |
| PWCs                | 3,215         |
| Sailboats           | 556           |
| Other Boats         | 1,074         |
| HOUSEHOLDS PER BOAT | <b>7.1</b>    |



\* Total boats are registered boats as reported by states to the USCG.

### RECREATIONAL BOATING CREATES JOBS IN IL-16

|                            |              |
|----------------------------|--------------|
| TOTAL BOATING JOBS         | <b>▶ 396</b> |
| Boat Building              | -            |
| Motor / Engine Mfgr.       | -            |
| Accessory / Supplies Mfgr. | 28           |
| Dealers / Wholesalers      | 62           |
| Boat Services              | 306          |

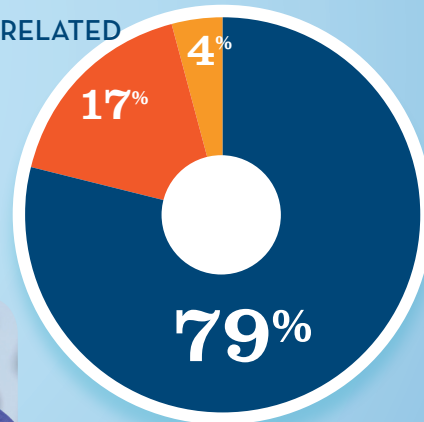


BOAT BUILDING †  
MOTOR/ENG. MFGR. †  
ACC./SUPPLIES MFGR.  
DLRS/WHOLESALERS  
BOAT SERVICES † 0%



### RECREATIONAL BOATING-RELATED BUSINESSES IN IL-16

|                            |             |
|----------------------------|-------------|
| TOTAL BUSINESSES           | <b>▶ 53</b> |
| Boat Building              | -           |
| Motor / Engine Mfgr.       | -           |
| Accessory / Supplies Mfgr. | 2           |
| Dealers / Wholesalers      | 9           |
| Boat Services              | 42          |

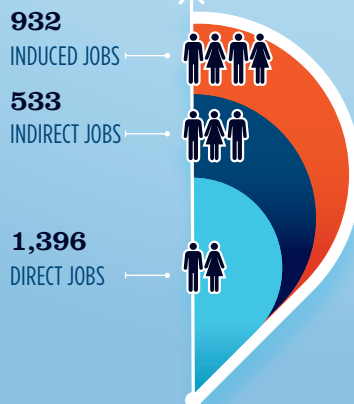


BOAT BUILDING †  
MOTOR/ENG. MFGR. †  
ACC./SUPPLIES MFGR.  
DLRS/WHOLESALERS  
BOAT SERVICES † 0%



### ESTIMATED JOBS IMPACT OF RECREATIONAL BOATING-RELATED SPENDING IN IL-16

|                                    |                |
|------------------------------------|----------------|
| EST. TOTAL JOBS                    | <b>▶ 2,861</b> |
| EST. TOTAL LABOR INCOME (MILLIONS) | <b>\$118.5</b> |
| Est. Direct Income                 | \$47.8         |
| Est. Indirect Income               | \$29.9         |
| Est. Induced Income                | \$40.8         |



### RECREATIONAL BOATING INDUSTRY SALES IN IL-16

|  |                 |                       |
|--|-----------------|-----------------------|
| Boat Building                            | \$0.0           | <b>\$0.0</b> MILLION  |
| Motor / Engine Mfgr.                     | \$0.0           | <b>\$0.0</b> MILLION  |
| Accessory / Supplies Mfgr.               | \$7.7           | <b>\$7.7</b> MILLION  |
| <b>TOTAL MFG. SALES</b>                  | <b>▶ \$7.7</b>  |                       |
| Dealers / Wholesalers                    | \$29.2          | <b>\$29.2</b> MILLION |
| Boat Services                            | \$68.2          | <b>\$68.2</b> MILLION |
| <b>TOTAL RETAIL &amp; SERVICES SALES</b> | <b>▶ \$97.4</b> |                       |

BOAT BUILDING  
MOTOR/ENG. MFGR.  
ACC./SUPPLIES MFGR.  
DLRS/WHOLESALERS  
BOAT SERVICES

Source: NMMMA's Center of Knowledge; Recreational Marine Research Center at Michigan State University